

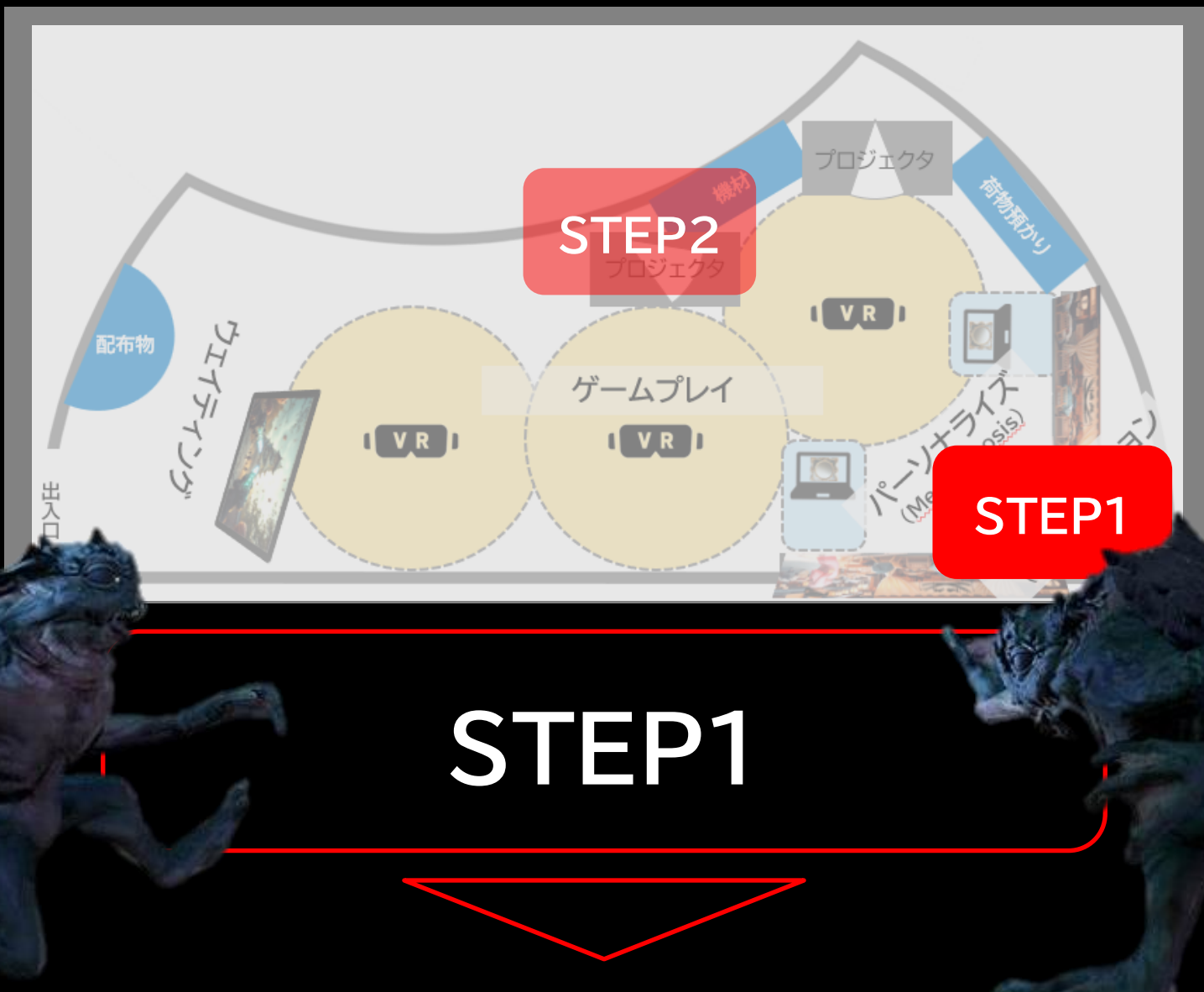


How to experience SAMURAI VR

The experience has two steps:

STEP1: Move to the personalized area and use the iPad to choose the right weapon for you.

STEP2: After choosing your weapon, let the staff know its color, then head to the gameplay area to start your VR experience.



1. Please select your language to continue.

これからおぬしの表情と声色を使わせてもらうぞ。
データはこの場限り。安心してくれ。

さあ、問題なければ使う言語を選んでくれ。

I'll now be using your facial expressions and tone of voice. Don't worry—your data will only be used here and won't be stored.

Now, if you're ready, choose the language you'd like to use.

日本語
Japanese

英語
English



2. Press “Next”

Welcome!

Your battle with fearsome YOKAI(spirits) will start shortly.

Before the battle, shape your own personalized weapon, the “Thunderlight Gun” using your expressions and voice.

Get ready to create a weapon that’s truly yours!

NEXT



3. Press “Next”


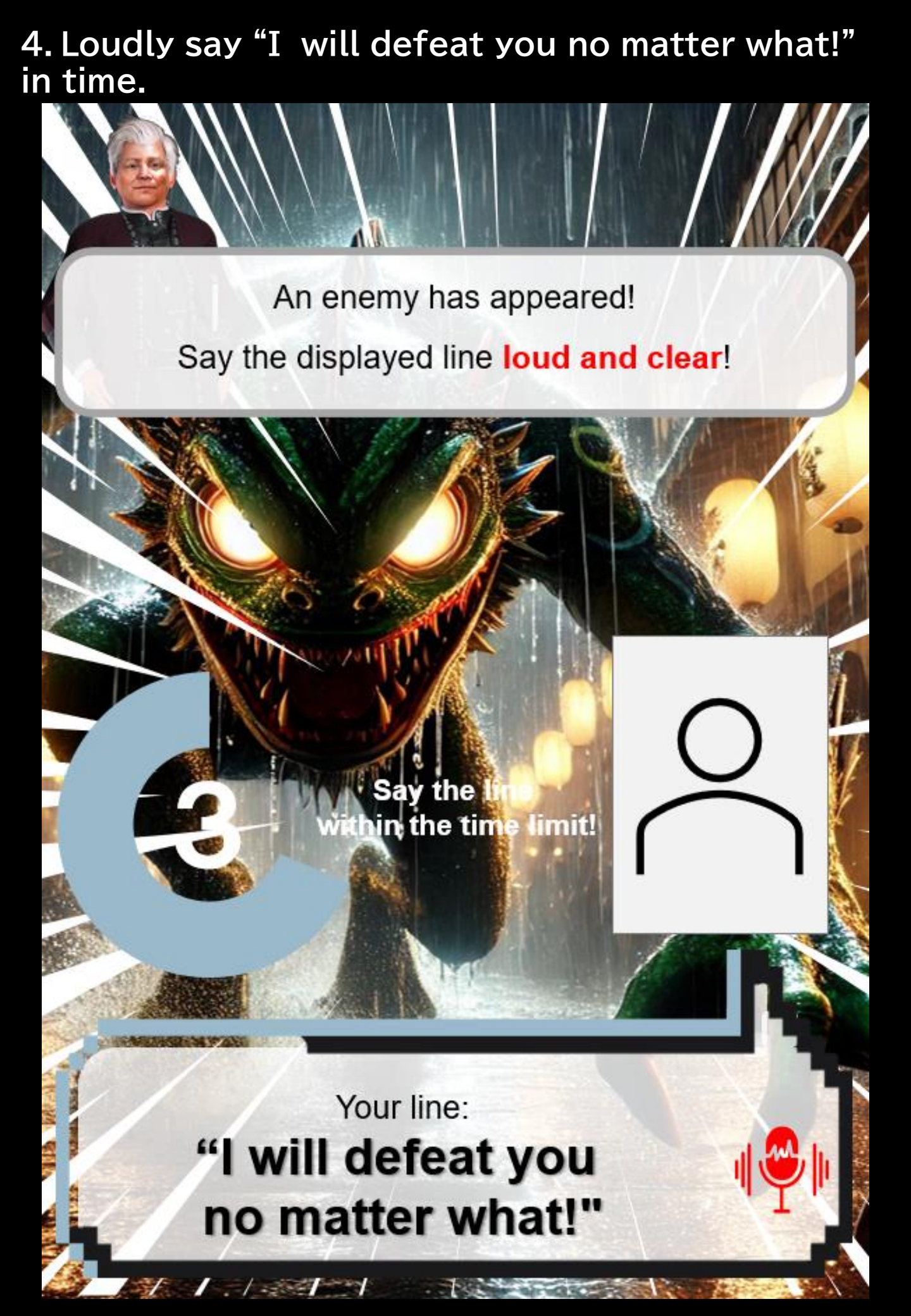
An enemy is about to appear!

Defeat it by saying the displayed lines out loud—
loud and clear!

NEXT



4. Loudly say “I will defeat you no matter what!” in time.



An enemy has appeared!

Say the displayed line **loud and clear!**

3

Say the line
within the time limit!



Your line:

**“I will defeat you
no matter what!”**



5. Loudly say “Ready…aim … fire!” in time.

Well done!

Say the displayed line **loud and clear!**

3
Say the line
within the time limit

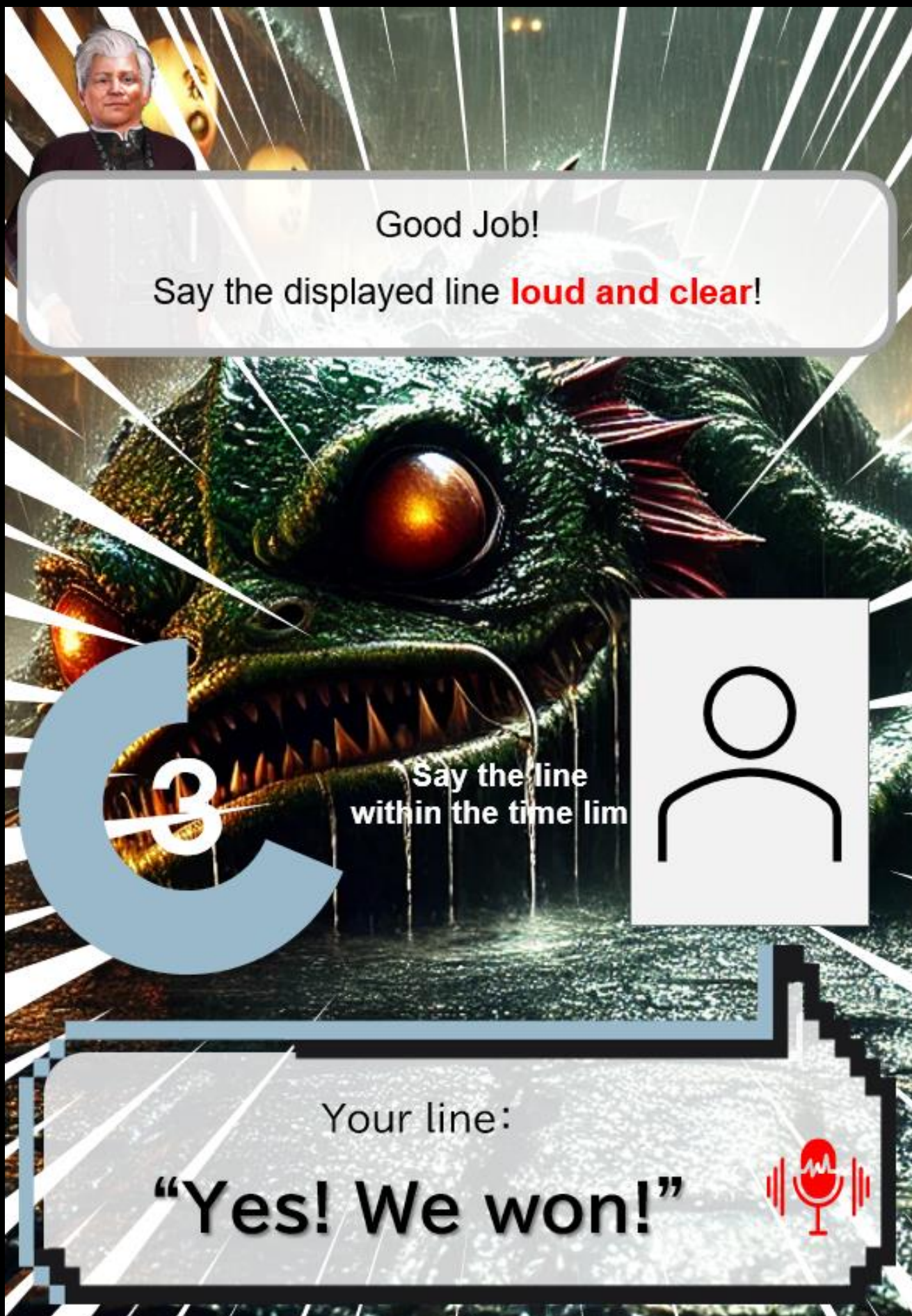


Your line:

“Ready... aim... fire! ”



6. Loudly say “Yes! We won!” in time.



Good Job!


Say the displayed line **loud and clear!**

3

Say the line
within the time limit

Your line:

“Yes! We won!”



7. Please select your favorite picture.


Impressive!

While your personalized Thunderlight Gun is being crafted, choose your favorite illustration and wait.

[Touch one of the illustrations]



4
seconds left



8. Press Next

Your gun is ready! This weapon will help you defeat enemies !

NEXT

Brave Buster



Your adventurous spirit gives you the courage to step into the unknown and keep moving forward!



Red chart shows your data, and gray shows the average values of all players.

9. Please show the QR code to our staff.

Good luck in your battle!

BACK

Scan the QR code with your smartphone
and show the displayed screen to the staff.



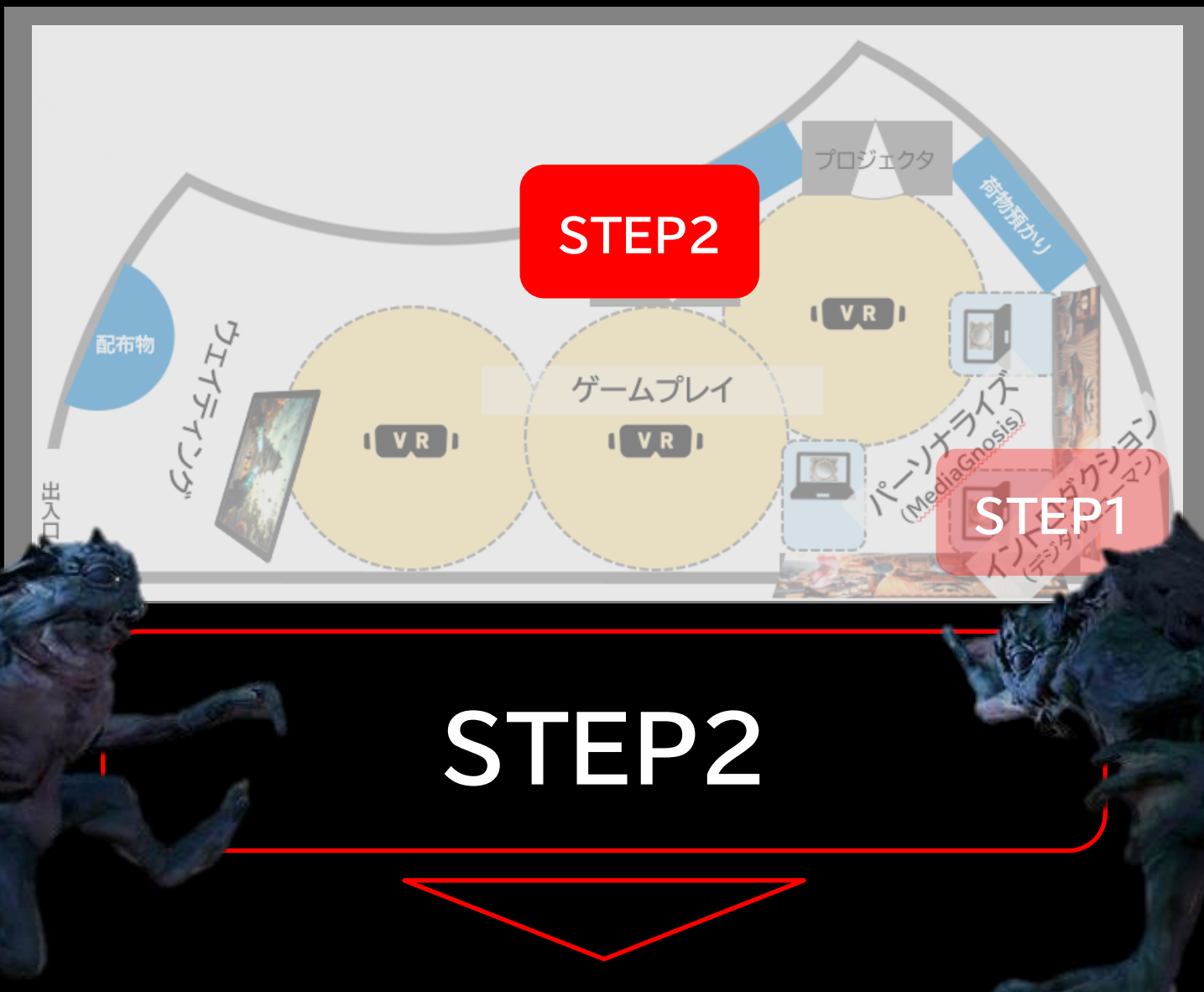


How to experience SAMURAI VR

Let's move on to the STEP 2.

STEP1: Move to the personalized area and use the iPad to choose the right weapon for you.

STEP2: After choosing your weapon, let the staff know its color, then head to the gameplay area to start your VR experience.



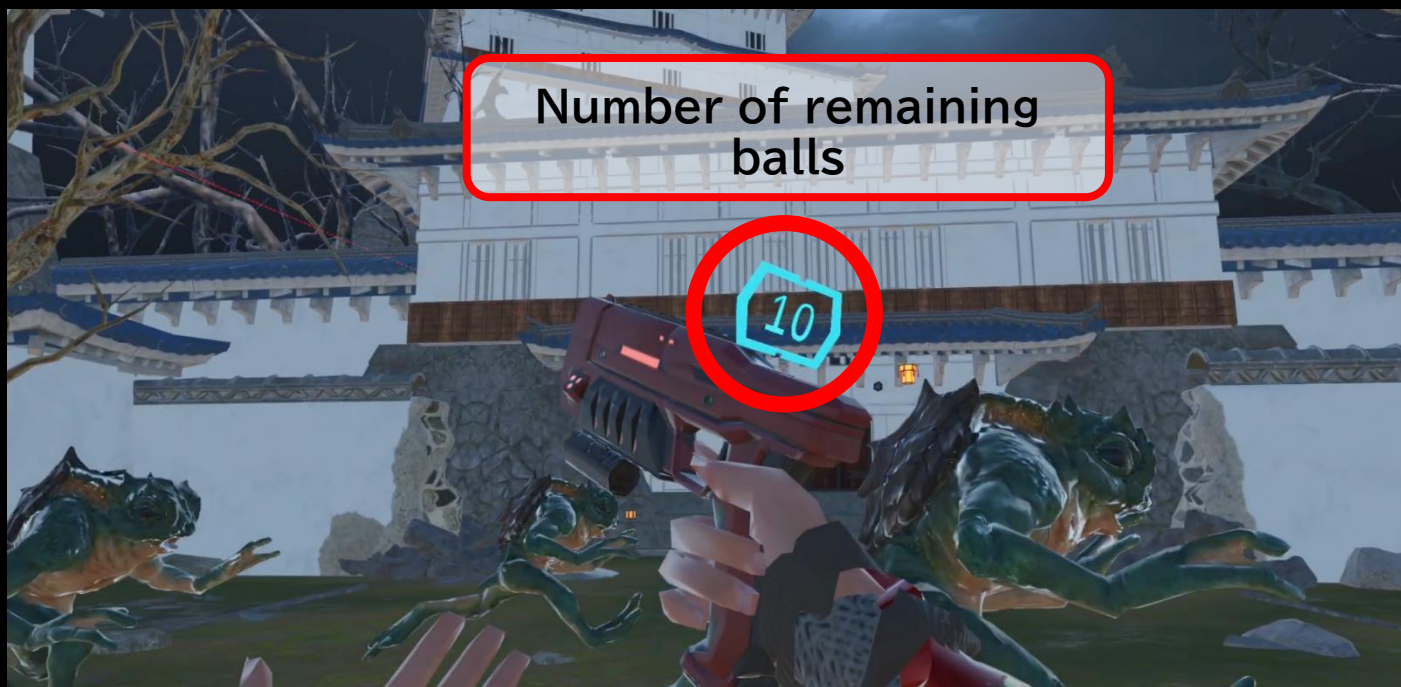
SAMURAI XR Gameplay Guide

About the Weapon



- You will only use the controller held in your right hand.
- Press the button with your right index finger to attack enemies.

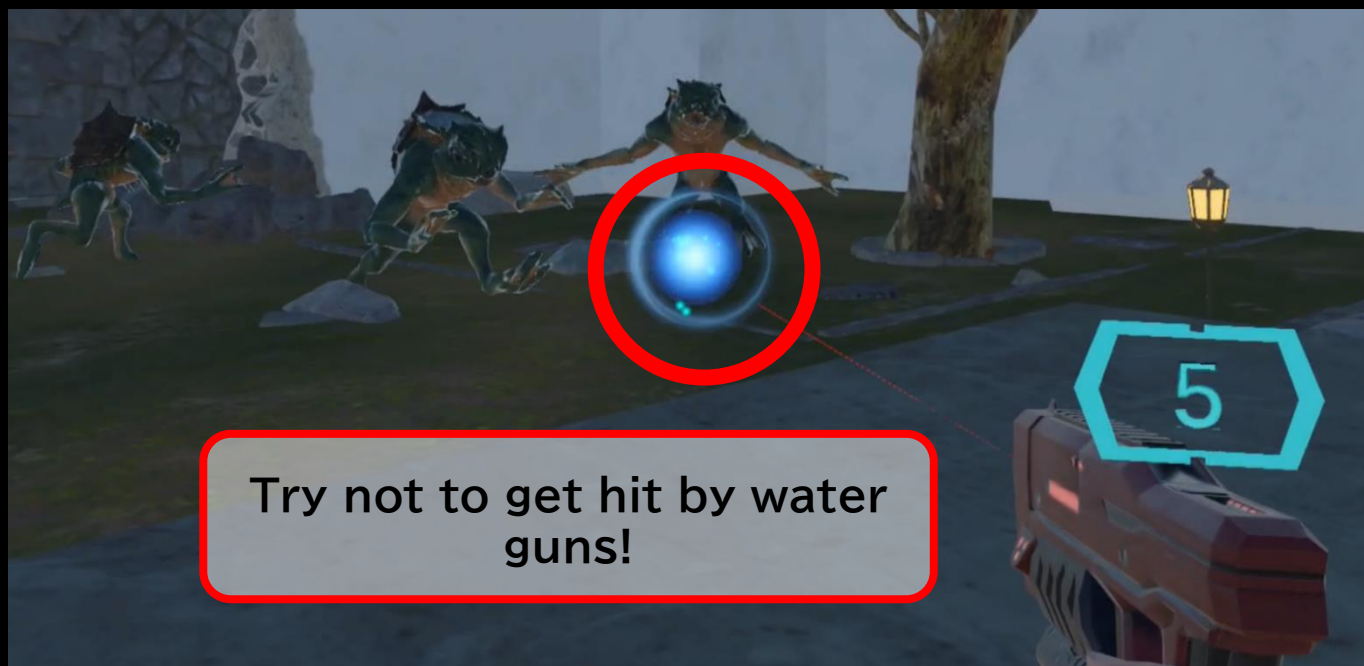
In VR, hold a lightning gun in your right hand and press the button to shoot



Press and hold the button for 2 seconds to unleash a powerful thunder shot!

About Enemies

The river demons attack using water cannons, so be sure to dodge them!



If your stamina level drops to zero after taking damage, the screen will turn red.



Don't worry, it will automatically recover after a while.

Safety Precautions



Only press the button with your right index finger on the controller.



If a warning appears, return to the correct playing position (inside the green line).



Do not jump or run.



Be careful not to bump into other players.



If you feel unwell or notice something unusual, raise your hand and notify the staff immediately.